

# beyond the box learning



**Homeschooling  
Classes**



**Meetups**



**Summer Camps**

**If you lose  
the ability to laugh,  
you lose the power  
to Think**

~ Clarence Darrow  
(1857-1938)  
American Civil  
Liberties Attorney



# Start from *Where They Are*

- **Every child, whether 2e or not, is different.**
- **Listen for Favorite Subjects and Strengths.** Let them teach you. **Trust is key.**
- Engage with a **Story Game.** This **establishes rapport and provides a shared, interactive experience.**
- **Agree on a goal.** Some like to review what you agree to do before beginning. Many do not like being surprised or “tricked” in their session. When the routine changes, such as a new assignment, expect push back.
- **Collaboration** over direct instruction. Let them feel you are both exploring and leading the way. Give them a sense of control towards the goal.

# How Does Your Child Learn?

What works best for them?

## Learning Modalities

- **Visual:** Maps, Sketches, Models, Videos, Demos
- **Hands-On / Kinesthetic:** Learn by Doing. Muscle Memory
- **Auditory:** Songs, Audiobooks, Podcasts, Sharing Stories
- **Interactive:** Prefers sharing ideas with another person or a small group.
- **Physical Movement:** Act out a scene, walk & talk



# Thinking & Writing Steps

## Chunk Down into Tiny Tasks

- **Brainstorm Ideas**
- **Choose 1 Topic**
- **Gather** Questions, Related Information, Notes, Details
- **Organize**
- Draft 1: **Write in Chunks** or Sections
- Draft 2: **Review & Add**
- Draft 3: **Revise Content**
- Draft 4: **Edit for Clarity**, Mechanics (Spelling & Grammar), Format
- Publish or **Submit**



# Experiment with Different Tools & Strategies

## What Works Best for Your Child?

- **Physical Exercise / Short Game** before starting
- Working on **paper** or on an **iPad/computer**
- **Pen rather than pencil** (reduces perfectionism)
- Mind Maps, Storyboarding, or **Bullet Lists**
- **Voice Dictation** or a parent as a Scribe
- **Walking & discussing** at the same time (audio record)
- Try Short Sprints: **6-Minute Timers**



# Concrete, Relatable Examples

What does your child already know & understand?

- Draw from **existing knowledge & interests.**

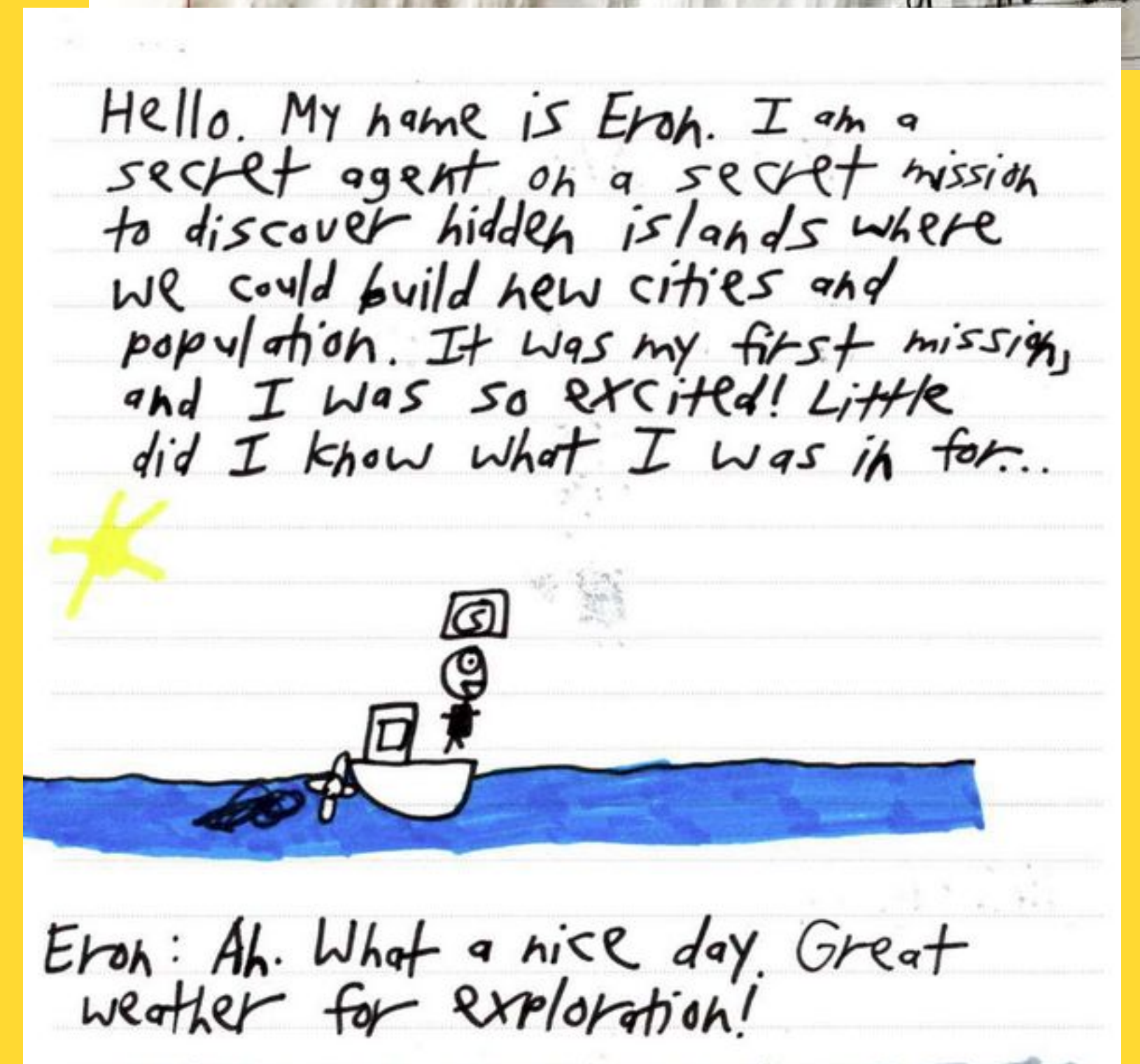
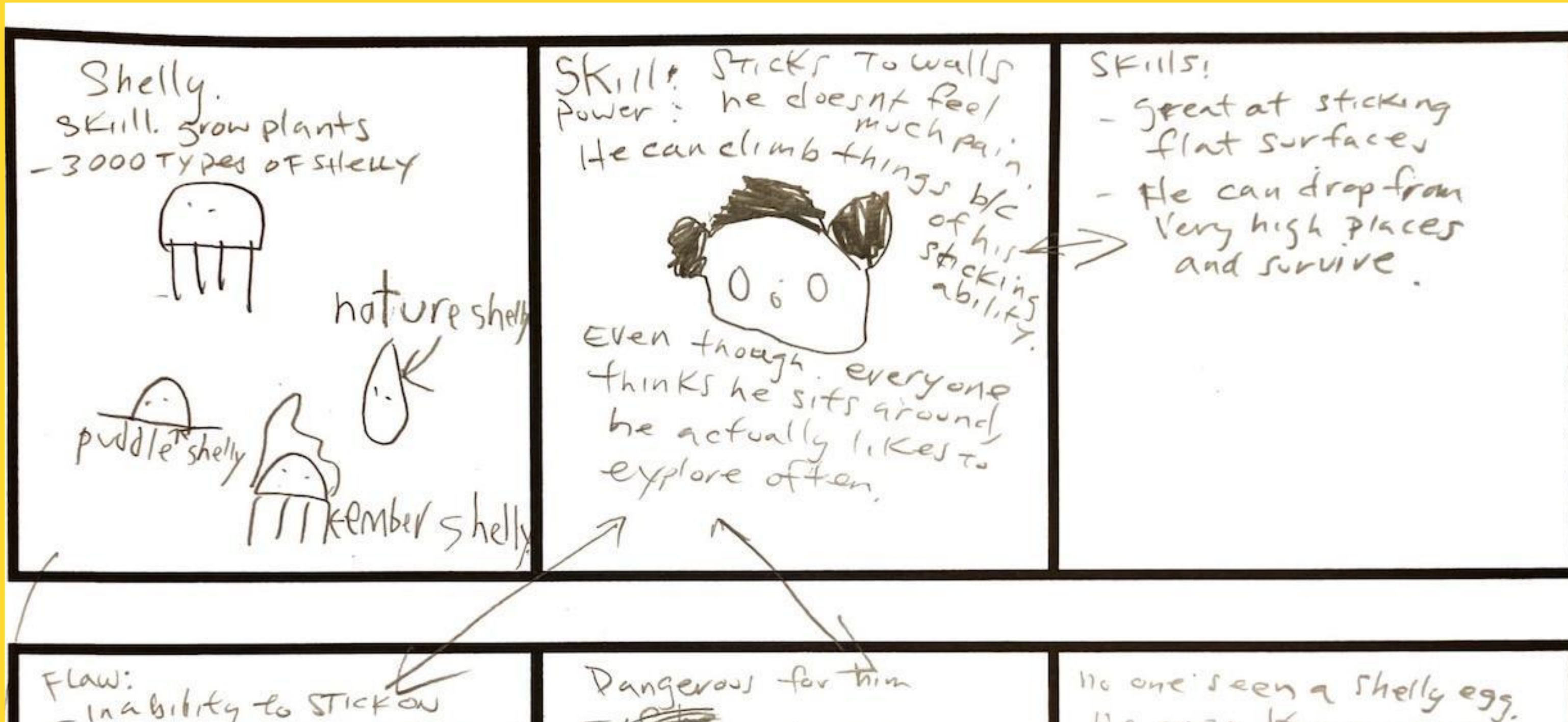
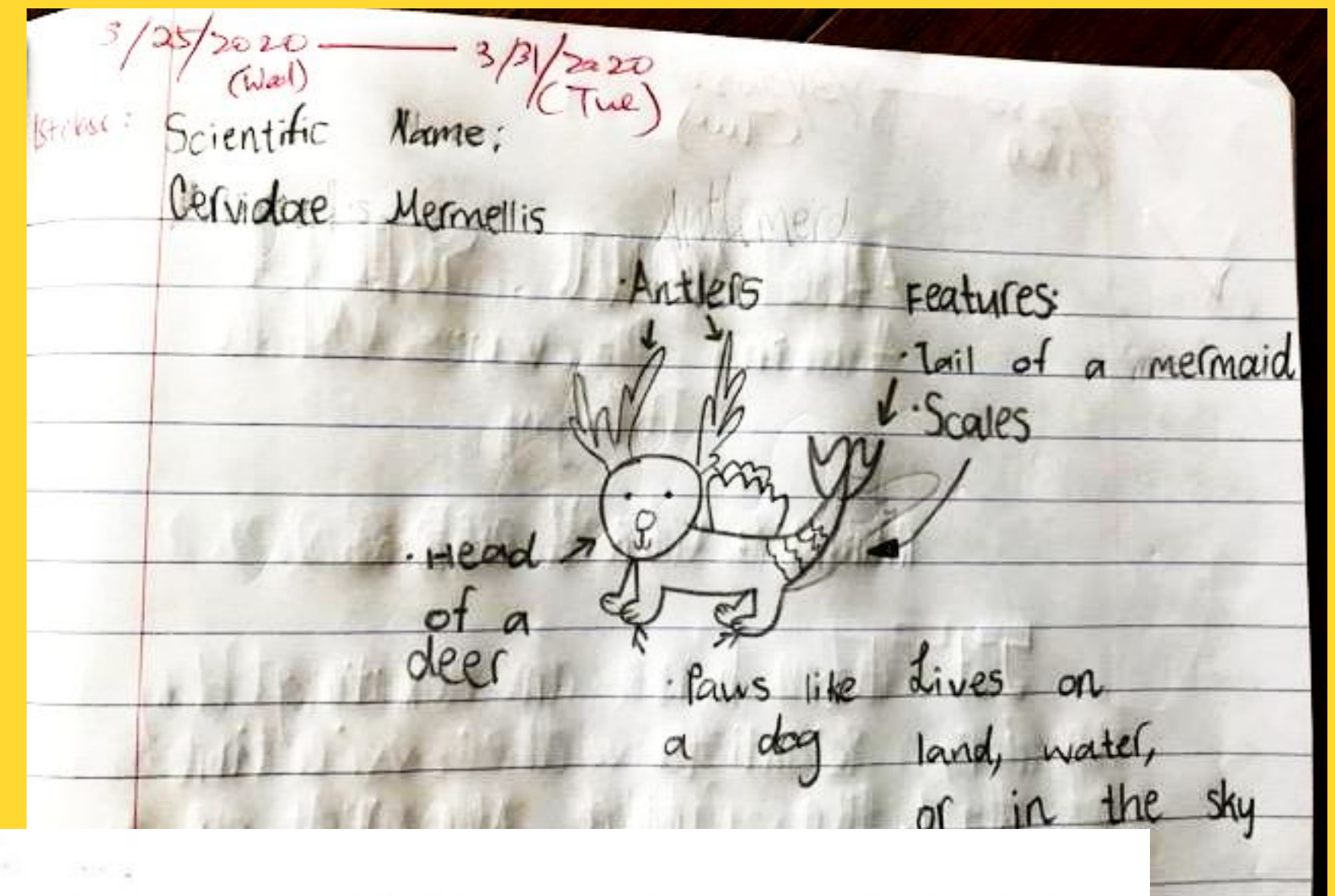
STEM based? Story Based?

- *Ex. History/Science facts, story characters, comics, graphic novels, movies, sports, music*
- Provide examples in **Smaller Chunks.**
- Sentence Starters, Single Paragraphs, Mini Stories, Shorter Essays
- **Ask teachers for model essays & examples!**




# Comic Strip Paper as a Tool:

- Brainstorming Ideas & Directions
- Storyboarding / Organizing Sequences
- Outlining Paragraphs





# Mochi Dude Essay Template



**Opening Hook**

**Some People think...but really..**

**Thesis**

**3 Reasons**

*This is an Intro Paragraph!*

INTRO = Mochi Dude

OPENING HOOK (Qs, IMAGINE..., IN 1938)

SOME PEOPLE THINK... BUT REALLY...

THESIS (X = ...)

3 REASONS

Body Dude

TOPIC SENTENCE (TH + IR)

DFN (DATA, FACTS, #) (BACKGROUND)

STORY (FOREX. ONCE, WHEN IN 1938...)

BENEFIT (BY DOING X, YOU GET Y + Z)

CONCLUSION Dude

RESTATE THESIS XJR

OF COURSE... A BUT... B


NOT ONLY... B BUT C

WORLD BENEFIT (BY DOING X, YOU GET Y + Z FOR THE WORLD)

**Make us Worry**

**Make us Care**

**Make us Curious**



# **A Few Resources Included Below**

## **Beyond the Box Tools:**

- BAD TODE Sentence Choices
- WV Story Map Structure
- Mochi Dude Essay Structure

## **Favorite Apps**

## **Writing Opportunities & Communities**

# BAD TODE: Story Sentence Types

- **Backstory (Background)**
- **Action**
- **Dialogue**
- **Thoughts**
- **Observations**
- **Details (Description)**
- **Emotions (Attitudes)**

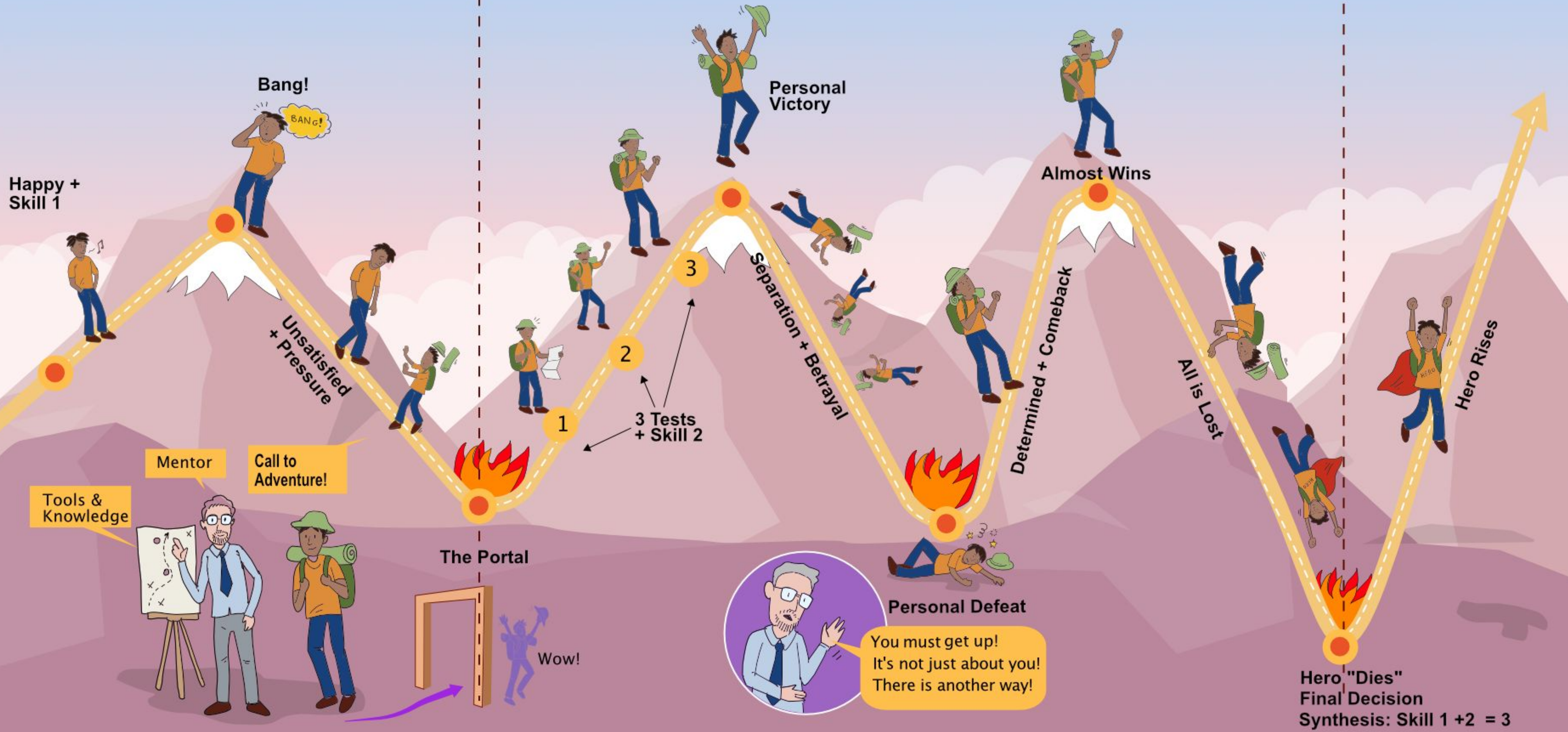


Ordinary world


Special world

The Return


# WW Story Map



# WW Story Map



# Favorite Apps



- **Cold Turkey Writer - [GetColdTurkey.com](http://GetColdTurkey.com)**

A free app blocker for laptops. Choose Word Count or Timed Writing. Try to surpass 50 or 250 words to start.



- **Pen to Print - iPhone and Android app.**

Take a photo of a child's hand-drawn paragraphs and it converts it to a .TXT file.



- **TurboScribe.AI - Audio transcriber**

A website that takes your audio (MP3, WAV, etc.) and accurately transcribes it to text. Three free 20 minute uploads per day.

- **Smartphone & Tablets Speech-to-Text**

- **Good ol' Pencil and Blank Paper, Unlined Paper or Comic Paper**

On paper, have the child mark the page where they want to stop writing.

# Silly Story Games

- **Build rapport & create a playful energy.**
- Campfire Collaborative Storytelling Games
- Story Cubes, Dixit Cards, images, and objects
- Storytelling allows us to practice sharing our thoughts, ideas, and silliness!





# Find your Writing Group

- **Monthly Story Contest** - Rough Drafts OK!
  - A goal & audience outside of the home or class excites some students.
- **Our Monthly Meetups** - Free Community Events
- **Story & Book Clubs:** Create a community around writing and reading
- **Family Read Alouds** - Anchors how reading is important to the family.
- **Dungeons & Dragons** - inspires storytelling
- **Larping** - inspires story and physical play while keeping in mind the rules of the game



# Selected Questions

- **Best ways of utilizing a writing tutor?**
  - Once Tutor Knows the child's Learning Modalities, then build from there.
  - **School HWK:**
    - Work on the aspects that are most challenging. Eg. Chunking down into smaller tasks.
    - Tutor can show and practice a structure and sequence. Slow down parts that are most challenging.
    - Example Student: 8th Grader talks out ideas. Tutor sketches & transcribes. Then, he can use the transcription himself and elaborate on his ideas.
    - Open-ended Prompts: help narrow down to a Concrete Topic, then organize his ideas

# Question:

***How to use phrases or redirects to explain prompts that feel too “opinion based” or “open ended”? My caustic son often feels frustrated by open ended questions or writing prompts not based on “facts.”***

- Ask the teacher for several alternative questions. One may land better for the student.
- Choice is important for students.
- Look for personal experiences that may provide an example.
- Brainstorming together and capturing all the ideas on paper is often helpful.
- Talk Story: Dinner conversations on a fun, important event for the child.

# Thank You!



Royd Hatta & Shu-Hsien Ho

**[BeyondTheBoxLearning.com](http://BeyondTheBoxLearning.com)**

[RoydHatta@BeyondtheBoxLearning.com](mailto:RoydHatta@BeyondtheBoxLearning.com)

650-776-5150 cell/text